



65W LED Slim Canopy Light



Features

- Lumileds LED, high luminous efficiency and long working life.
- High efficiency LED Driver, the wide range input voltage AC120-277V.
- Die Cast aluminium cooling design, high quality and better cooling for LED $T_j < 85^\circ\text{C}$.
- Excellent Optics design, greatly improve the light utilization and evenness.
- Motion sensor Control Available (Option)

Product Applications

WISDOM LED Slim Canopy Light series can be widely used in outdoor lighting (Wet location), Excellent for Museums, Art Galleries, Parking Garage, Buildings, The lawn, Industrial areas, Residential areas, Sidewalks, Schools and etc, and many more applications.



WISDOM OPTOELECTRONICS TECHNOLOGY CO., LIMITED
 Add: FLOOR 8, BUILDING B1 SUNSHINE INDUSTRIAL PARK HEZHOU
 XIXIANG BAOAN DISTRICT SHENZHEN, GUANGDONG, CHINA, 518126.

Tel: +86 755 2744 8585
 +86 755 2744 8884
 Fax: +86 755 2744 8089
 Email: leo.zhu@wisdom-ssl.com
 Website: www.wisdom-ssl.com

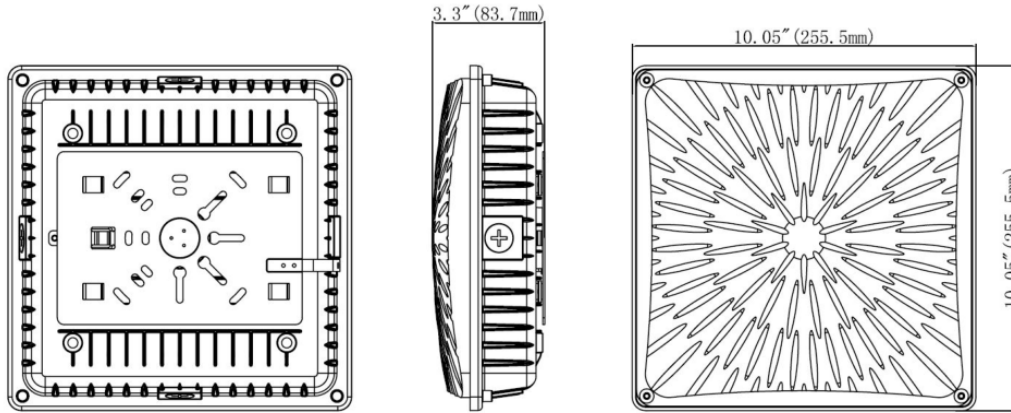


Specifications

Unit : inch(mm)

Structure Features

- Shell materials: Aluminum & PC.
- Finish: Dark Bronze/White
- Net weight : 2.7Kg (6.0 lbs)
- Product Size:255.5mm*255.5mm*83.7mm
- Carton Size:270mm*270mm*110mm

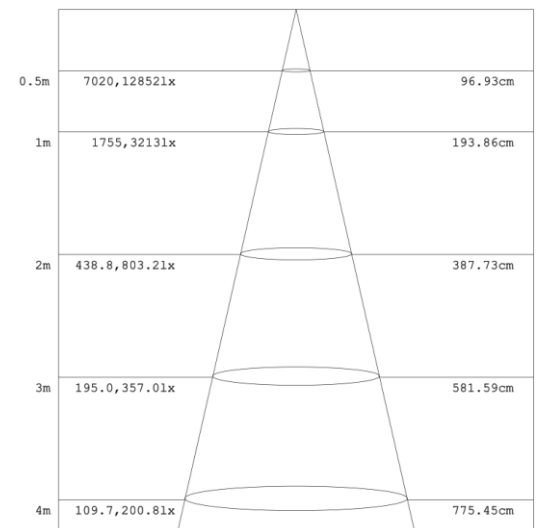
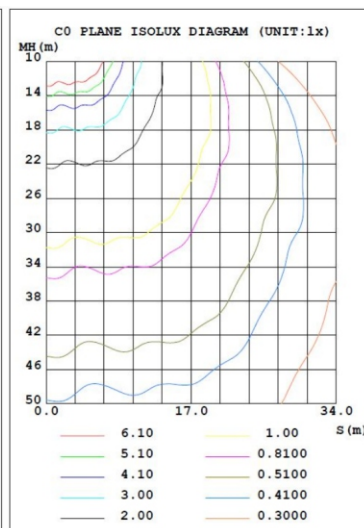
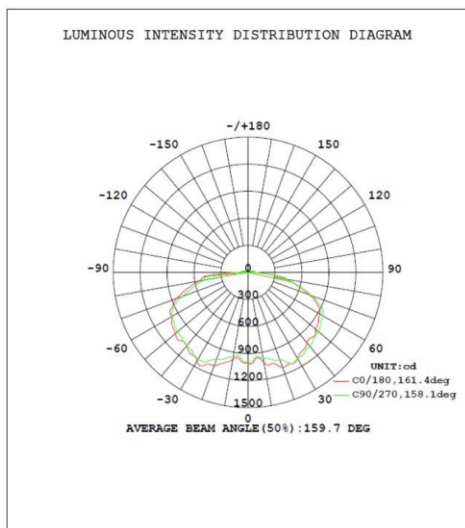


Technical Parameters

WSD-CP65W27-XXK-Z[D,W,B,S]-*[Blank,M]

Power	65W	Lighting Angle	159°
Input Voltage	AC120-277V	LED Brightness Decay	<5%/6000 hrs
PF	>0.95	Working Life	>50000 hrs
Driver Efficiency	>90%	Working Temperature	-30 - +45°C
Luminous Flux	8450 Lm	Storage Temperature	-40 - +80°C
Color Temperature	4000K/5000K	Protection Level	Wet Location/IP65
CRI	Ra>70	Cable	Input Connect, 0.3m
Optional dimming function	1-10Vdc		

Photometry



Example:WSD-CP65W27-XXK-Z[D,W,B,S]-*[Blank,M]

WSD	CP	65W	27	XXK	Z	*
Company	Product	Power	Voltage	Color Temp	Finish	Motion sensor
	CP	65W(65W)	27	40K(4000K)	D (Dark Bronze)	M
WISDOM	Slim Canopy		AC120-277V	50K(5000K)±500K	W (White)	Motion sensor
					B (Black)	
					S (Silvery)	