



# 45W LED Semi-Cutoff Wall Pack



### Features

- Lumileds LED, high luminous efficiency and long working life.
- High efficiency LED Driver, the wide range input voltage AC100-277V / 347V.
- Die Cast aluminium cooling design, high quality and better cooling for LED  $T_j < 85^{\circ}\text{C}$ .
- Excellent Optics design, greatly improve the light utilization and evenness.

### Product Applications

WISDOM LED Semi-Cutoff Wall Pack series can be widely used in indoor or outdoor lighting (Wet location), like mechanical or electronic processing workshops, storage warehouses, steel mills, gas stations, toll booth, waiting rooms, the platforms of railway station, indoor stadiums.



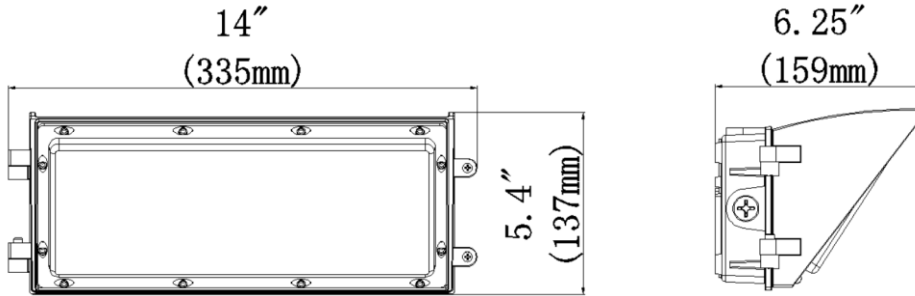


## Specifications

Unit : inch(mm)

### Structure Features

- Shell materials: Aluminum & PC.
- Dark Bronze/White
- Net weight : 3.0Kg (6.6 lbs) Product
- Size:335mm\*137mm\*159mm
- Carton Size:395mm\*225mm\*205mm

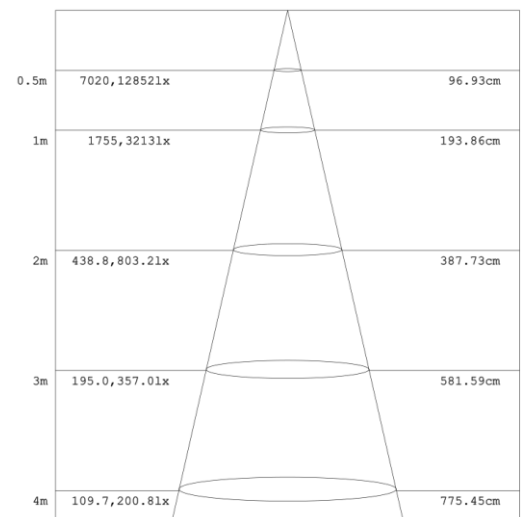
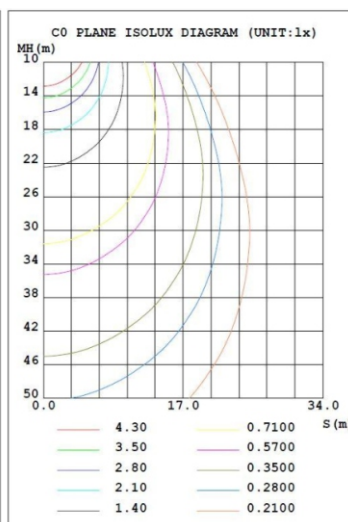
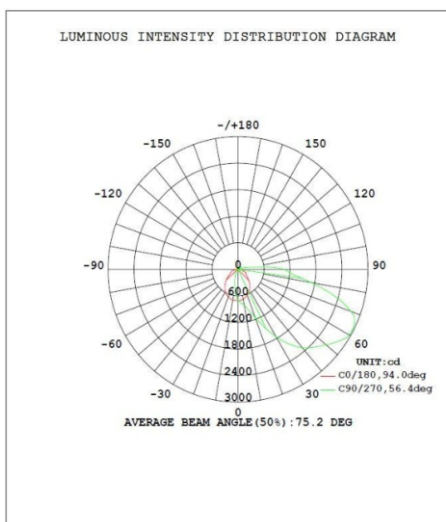


## Technical Parameters

### WSD-HWP45W27-XXK-Z[D,W,B,S]-Y[Blank,P]

Power	45W	Lighting Angle	56°x94°
Input Voltage	AC100-277V/347V	LED Brightness Decay	<5%/6000 hrs
PF	>0.95	Working Life	>50000 hrs
Driver Efficiency	>90%	Working Temperature	-30 - +45°C
Luminous Flux	4950 Lm	Storage Temperature	-40 - +80°C
Color Temperature	4000K/5000K	Protection Level	Wet Location/IP65
CRI	Ra>70	Cable	Input Connect, No cable

## Photometry



### Example:WSD-HWP45W27-XXK-Z[D,W,B,S]-Y[Blank,P]

WSD	HWP	45W	27	XXK	Z	Y
Company	Product	Power	Voltage	Color Temp	Finish	Control
	HWP	45W(45W)	27	40K(4000K)	D (Dark Bronze)	Photocell
WISDOM	Semi-Cutoff		AC100-277V	50K(5000K)±500K	W (White)	
	Wall Pack		347		B (Black)	
			AC347V		S (Silvery)	

WISDOM OPTOELECTRONICS TECHNOLOGY CO., LIMITED

Add: FLOOR 8,BUILDING B1 SUNSHINE INDUSTRIAL PARK HEZHOU  
XIXIANG BAOAN DISTRICT SHENZHEN, GUANGDONG, CHINA, 518126.

Tel: +86 755 2744 8585  
+86 755 2744 8884  
Fax: +86 755 2744 8089  
Email: leo.zhu@wisdom-ssl.com  
Website: www.wisdom-ssl.com