



SPECIFICATION FEATURE:

**COMMONLY USED FOR HALLWAYS,
WAREHOUSE, AND GROCERY
STORES**

**STYLISH DESIGN WITH EASY-IN-
STALL PANEL**

**OPTIONAL SURFACE MOUNT OR
SUSPENSION MOUNT**

4FT 45W

INPUT VOLTAGE	110-277VAC /480VAC
CRI	>80
LUMEN PER WATT	125 LM/W
AVAILABLE CCT	4000K,5000K
LIFE SPAN	50,000 HOURS
OPERATION TEMPERATURE	-40F ~ 104°F
LUMEN	6000
MOUNTING OPTIONS	SURFACE MOUNTING, CHAIN MOUNTING

8FT 60W

INPUT VOLTAGE	110-277VAC /480VAC
CRI	>80
LUMEN PER WATT	125 LM/W
AVAILABLE CCT	4000K,5000K
LIFE SPAN	50,000 HOURS
OPERATION TEMPERATURE	-40F ~ 104°F
LUMEN	7800
MOUNTING OPTIONS	SURFACE MOUNTING, CHAIN MOUNTING

8FT 80W

INPUT VOLTAGE	110-277VAC /480VAC
CRI	>80
LUMEN PER WATT	125 LM/W
AVAILABLE CCT	4000K,5000K
LIFE SPAN	50,000 HOURS
OPERATION TEMPERATURE	-40F ~ 104°F
LUMEN	10,000
MOUNTING OPTIONS	SURFACE MOUNTING, CHAIN MOUNTING

ORDERING OPTIONS:

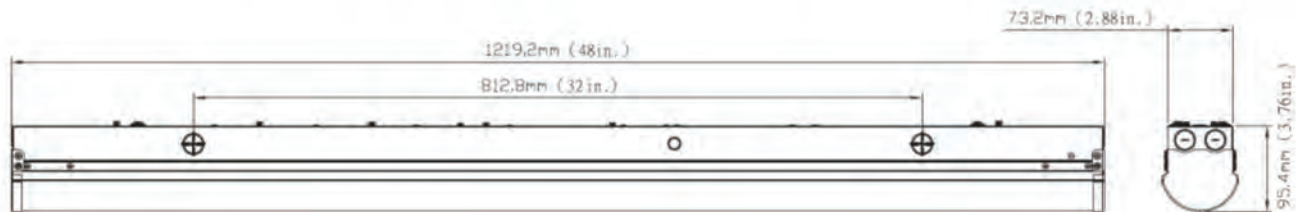
4FT 45W - 8F 60W - 8F 80W

EXAMPLE: LEDSP 4FT 45W 50K 27V


LEDSP	4FT 45W	50K	27V	[BLANK]	[BLANK]
SERIES	RATED WATTAGE	COLOR TEMP	INPUT VOLTAGE	CONTROL	ACCESSORY
LEDSP	4FT 45W 4 FEET 45 WATT 8FT 60W 8 FEET 60 WATT 8FT 80W 8 FEET 80 WATT	40K 4000 KELVIN 50K 5000 KELVIN	27V 110 - 277 VAC HV -480VAC	BLANK - WITHOUT SENSOR -S - WITH SENSOR	BLANK -WITHOUT EMERGENCY BATTERY -EB -EMERGENCY BATTERY

DIMENSIONS:

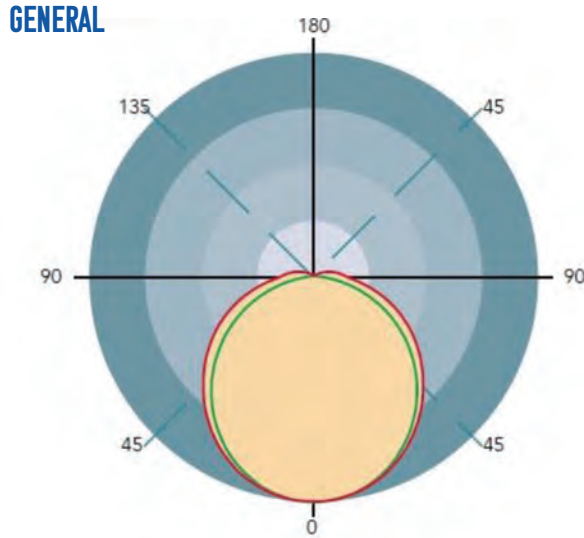
4FT 45W



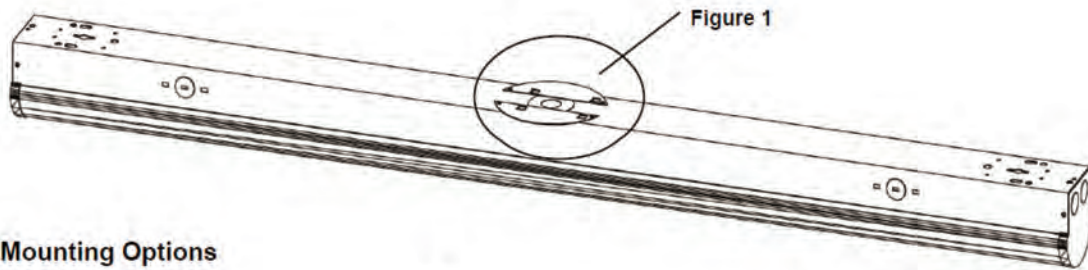
8FT 60W - 80W



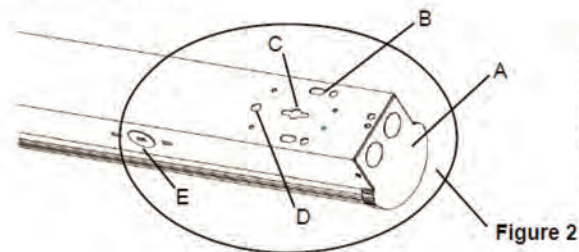
PHOTOMETRIC:



INSTALLATION:



Mounting Options



- A:** End Cap
- B:** Chain Mounting with V hook
- C:** Surface Mounting
- D:** T-Bar Clip Mounting Hole
- E:** Wiring Knockouts