

LEDFHB-V2 Full-Body LED High Bay



Project:	
Type:	
Catalog #:	



215W model with option diffuse lens

STANDARD



The LEDFHB-V2 series is a group of full-body, premium-performance LED high bay luminaires. These luminaires are designed to illuminate a wide variety of settings, including commercial, industrial and retail settings such as warehouses, manufacturing plants, sporting venues and big-box retailers. With a painted, steel housing, the LEDFHB-V2 provides high levels of durability and performance. High-efficacy, long-life LEDs provide both energy and maintenance cost savings compared to traditional, High Intensity Discharge (HID) high bays.

FEATURES

- Available in 4000k (neutral white) and 5000k (cool white) color temperatures.*
- Long-life LEDs provide 122,000 hours of operation with at least 70% of initial lumen output (L₇₀).**
- Delivers from 12,193 lumens (140 lumens per watt, LPW) to 60,629 lumens (142 LPW).*
- Universal 120-277 AC voltage (50-60Hz) is standard. Step-down transformers are required for 347-480V applications.
- 0-10vdc dimming drivers are standard.
- Power factor > 0.90.
- Total harmonic distortion < 20%.
- Color rendering index > 80.
- Painted steel housings are standard.
- Chain-mount kits (includes v-hooks and 1/8" thick, 1-meter long chain) are standard.
- Accessories include lenses (clear & diffused), wire-guard kits, surface-mounting kits, pendant-mounting kits, and cable-mounting kits.
- Easy installation in new construction or retrofit.

* Contact factory for other color temperatures and lumen packages.

** L₇₀ hours are IES TM-21-11 calculated hours.

WARRANTY & LISTINGS

- cULus listed for damp locations in ambient temperatures from -20°C to 50°C (-4°F to 122°F).
- DLC premium approved.
- Flicker-free per IEEE1789-2015 (low risk of adverse effects of flicker at 100% light output level).
- Complies with RoHS (Restriction on Hazardous Substances) requirements.
- Complies with FCC Part 15, class A.
- Complies with IEEE C.62.41-1991, input transient protection (2.5kV).
- 5-year warranty of all electronics and housing.

MOUNTING OPTIONS

- Chain mounting with V-hooks is standard.
- Optional surface mounting kits provides attachment to flat ceilings.
- Optional pendant mounting kits provides pendant attachment to junction boxes.
- Optional cable mounting kits provide suspension at two lengths (i.e., 3 & 5 meters).

ORDERING INFORMATION

Example: LEDFHB90-4K-MVDIM-V2 + LEDFHB-CRLENS-12x23 + LEDFHB-WG-12X23 + LEDFHB-SMK-12.625WIDE
Full-body LED high bay, 4000k + clear lens + wire-guard kit + surface-mount kit

Model	Luminaire Lumens	Luminaire Watts	Lumens Per Watt	Color Temperature	Accessories (Order Separately)
LEDFHB90-4K-MVDIM-V2	12,193	87	140	4K = 4000k	LEDFHB-CRLENS-12X23 = Clear lens - 90W, 135W & 180W
LEDFHB90-5K-MVDIM-V2	12,394	87	142	5K = 5000k	LEDFHB-CRLENS-17X23 = Clear lens - 215W
LEDFHB135-4K-MVDIM-V2	18,401	132	139	4K = 4000k	LEDFHB-CRLENS-12x45 = Clear lens - 265W & 320W
LEDFHB135-5K-MVDIM-V2	18,564	132	141	5K = 5000k	LEDFHB-CRLENS-17x45 = Clear lens - 425W
LEDFHB180-4K-MVDIM-V2	24,457	175	140	4K = 4000k	LEDFHB-DIFLENS-12X23 = Diffuse lens - 90W, 135W & 180W
LEDFHB180-5K-MVDIM-V2	24,603	175	141	5K = 5000k	LEDFHB-DIFLENS-17X23 = Diffuse lens - 215W
LEDFHB215-4K-MVDIM-V2	29,929	213	141	4K = 4000k	LEDFHB-DIFLENS-12x45 = Diffuse lens - 265W & 320W
LEDFHB215-5K-MVDIM-V2	30,356	213	143	5K = 5000k	LEDFHB-DIFLENS-17x45 = Diffuse lens - 425W
LEDFHB265-4K-MVDIM-V2	37,590	267	141	4K = 4000k	LEDFHB-WG-12X23 = Wire-guard kit - 90W, 135W & 180W
LEDFHB265-5K-MVDIM-V2	37,996	267	142	5K = 5000k	LEDFHB-WG-17X23 = Wire-guard kit - 215W
LEDFHB320-4K-MVDIM-V2	44,235	320	138	4K = 4000k	LEDFHB-WG-12x45 = Wire-guard kit - 265W & 320W
LEDFHB320-5K-MVDIM-V2	44,460	320	139	5K = 5000k	LEDFHB-WG-17x45 = Wire-guard kit - 425W
LEDFHB425-4K-MVDIM-V2	59,278	428	139	4K = 4000k	LEDFHB-SMK-12.625WIDE = Surface-mount kit - 90W, 135W, 180W, 265W & 320W
LEDFHB425-5K-MVDIM-V2	60,629	428	142	5K = 5000k	LEDFHB-SMK-17.25WIDE = Surface-mount kit - 215W & 425W
					LEDFHB-PMK = Pendant-mount kit - all models
					LEDFHB-CMK3 = Cable-mounting kit, 3 meters long
					LEDFHB-CMK5 = Cable-mounting kit, 5 meters long
					KTAT-250-480-277/A = 347/480V to 277V transformer, 250W
					KTAT-375-480-277/A = 347/480V to 277V transformer, 375W
					BLPSDTX-COVER = Transformer cover box

LED FHB-V2 Full-Body LED High Bay



ELECTRICAL DATA

Model	Color Temp.	CRI ¹	Luminaire Lumens	Luminaire Watts	Lumens/Watt	Input Voltage ²	Input Current (A)			Power Factor	THD ³	L ₇₀ Hours ⁴
							120V	240V	277V			
LED FHB90-4K-MVDIM-V2	4000k	>80	12,193	87	140	120-277	0.73	0.36	0.31	>90%	<20%	122,000
LED FHB90-5K-MVDIM-V2	5000k	>80	12,394	87	142	120-277	0.73	0.36	0.31	>90%	<20%	122,000
LED FHB135-4K-MVDIM-V2	4000k	>80	18,401	132	139	120-277	1.10	0.55	0.48	>90%	<20%	122,000
LED FHB135-5K-MVDIM-V2	5000k	>80	18,564	132	141	120-277	1.10	0.55	0.48	>90%	<20%	122,000
LED FHB180-4K-MVDIM-V2	4000k	>80	24,457	175	140	120-277	1.46	0.73	0.63	>90%	<20%	122,000
LED FHB180-5K-MVDIM-V2	5000k	>80	24,603	175	141	120-277	1.46	0.73	0.63	>90%	<20%	122,000
LED FHB215-4K-MVDIM-V2	4000k	>80	29,929	213	141	120-277	1.78	0.89	0.77	>90%	<20%	122,000
LED FHB215-5K-MVDIM-V2	5000k	>80	30,356	213	143	120-277	1.78	0.89	0.77	>90%	<20%	122,000
LED FHB265-4K-MVDIM-V2	4000k	>80	37,590	267	141	120-277	2.23	1.11	0.96	>90%	<20%	122,000
LED FHB265-5K-MVDIM-V2	5000k	>80	37,996	267	142	120-277	2.23	1.11	0.96	>90%	<20%	122,000
LED FHB320-4K-MVDIM-V2	4000k	>80	44,235	320	138	120-277	2.67	1.33	1.16	>90%	<20%	122,000
LED FHB320-5K-MVDIM-V2	5000k	>80	44,460	320	139	120-277	2.67	1.33	1.16	>90%	<20%	122,000
LED FHB425-4K-MVDIM-V2	4000k	>80	59,278	428	139	120-277	3.57	1.78	1.55	>90%	<20%	122,000
LED FHB425-5K-MVDIM-V2	5000k	>80	60,629	428	142	120-277	3.57	1.78	1.55	>90%	<20%	122,000

¹ Color rendering index.

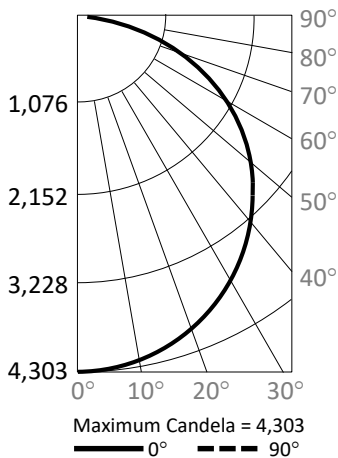
² All 50-60Hz.

³ Total harmonic distortion.

⁴ L₇₀ refers to the number of hours at which lumen output declines to 70% of the initial level. L₇₀ hours are IES TM-21-11 calculated hours.

PHOTOMETRIC DATA

LED FHB90-5K-MVDIM-V2 (12,394 Lumens)



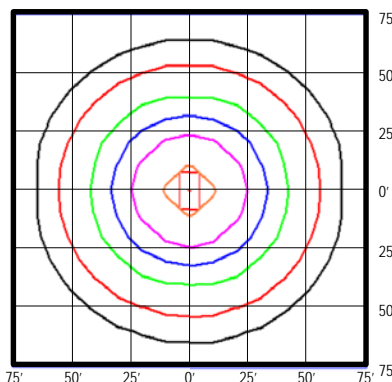
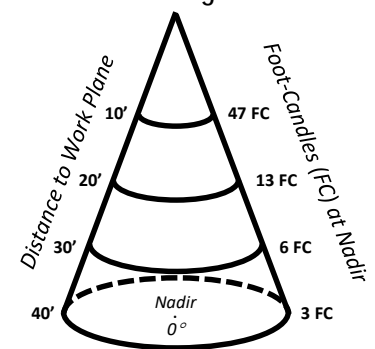
Candlepower Summary

	0°	90°
0°	4,303	4,303
10°	4,274	4,302
20°	4,110	4,154
30°	3,767	3,822
40°	3,305	3,385
50°	2,713	2,841
60°	1,987	2,179
70°	1,176	1,045
80°	385	268
90°	0	0

Zonal Lumen Summary

Zone	Lumens	% Fixture
0° – 10°	406	3.3%
0° – 20°	1,582	12.8%
0° – 30°	3,397	27.4%
0° – 40°	5,614	45.3%
0° – 50°	7,947	64.1%
0° – 60°	10,069	81.2%
0° – 70°	11,644	94.0%
0° – 80°	12,313	99.3%
0° – 90°	12,394	100.0%
90° – 180°	0	0.0%
0° – 180°	12,394	100.0%

Cone of Light



Foot Candles

- 5.0
- 2.0
- 1.0
- 0.5
- 0.2
- 0.1

Notes:

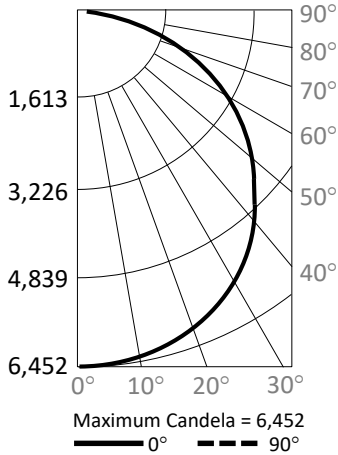
- Isofootcandle plots depict initial foot-candles at grade.
- Gridlines represent units of mounting height of 25 feet.

LED FHB-V2 Full-Body LED High Bay



PHOTOMETRIC DATA

LED FHB135-5K-MVDIM-V2 (18,564 Lumens)

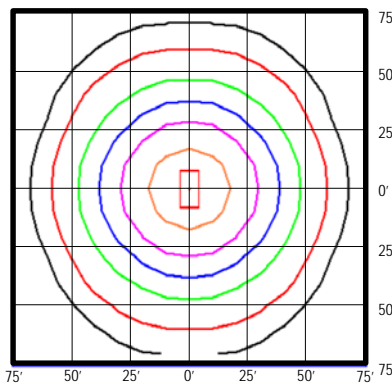
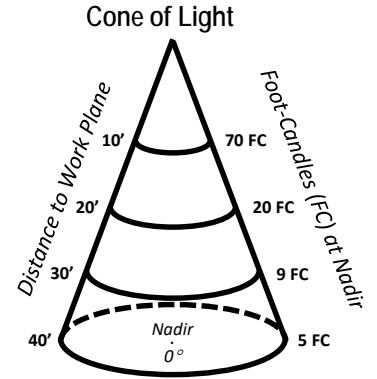


Candlepower Summary

	0°	90°
0°	6,452	6,452
10°	6,398	6,438
20°	6,143	6,215
30°	5,642	5,845
40°	4,948	5,133
50°	4,066	4,265
60°	3,003	3,257
70°	1,772	1,305
80°	580	300
90°	0	0

Zonal Lumen Summary

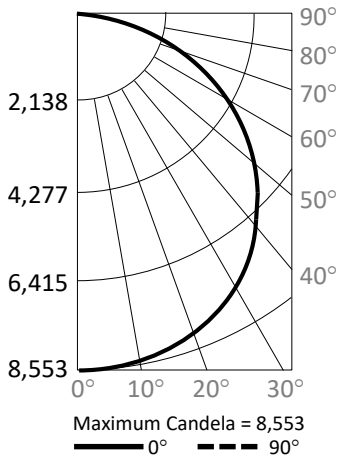
Zone	Lumens	% Fixture
0° - 10°	610	3.3%
0° - 20°	2,377	12.8%
0° - 30°	5,110	27.5%
0° - 40°	8,470	45.6%
0° - 50°	11,998	64.6%
0° - 60°	15,214	82.0%
0° - 70°	17,465	94.1%
0° - 80°	18,441	99.3%
0° - 90°	18,564	100.0%
90° - 180°	0	0.0%
0° - 180°	18,564	100.0%



Notes:

- Isofootcandle plots depict initial foot-candles at grade.
- Gridlines represent units of mounting height of 25 feet.

LED FHB180-5K-MVDIM-V2 (24,603 Lumens)

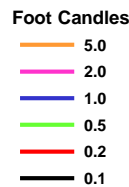
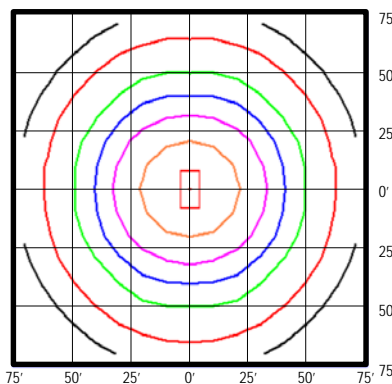
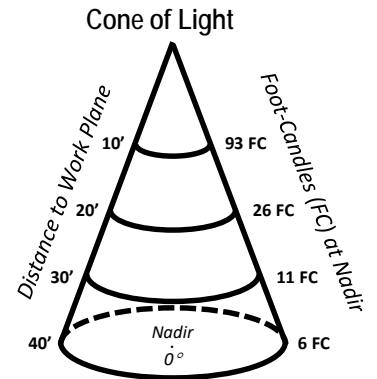


Candlepower Summary

	0°	90°
0°	8,553	8,553
10°	8,487	8,480
20°	8,173	8,255
30°	7,487	7,759
40°	6,581	6,870
50°	5,425	5,678
60°	3,993	3,802
70°	2,383	2,084
80°	808	346
90°	0	0

Zonal Lumen Summary

Zone	Lumens	% Fixture
0° - 10°	809	3.3%
0° - 20°	3,155	12.8%
0° - 30°	6,787	27.6%
0° - 40°	11,259	45.8%
0° - 50°	15,964	64.9%
0° - 60°	20,185	82.0%
0° - 70°	23,093	93.9%
0° - 80°	24,441	99.3%
0° - 90°	24,603	100.0%
90° - 180°	0	0.0%
0° - 180°	24,603	100.0%



Notes:

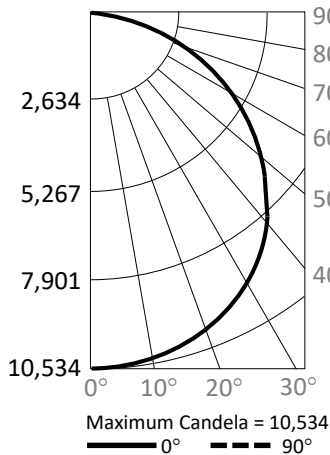
- Isofootcandle plots depict initial foot-candles at grade.
- Gridlines represent units of mounting height of 25 feet.

LEDFHB-V2 Full-Body LED High Bay



PHOTOMETRIC DATA

LEDFHB215-5K-MVDIM-V2 (30,356 Lumens)

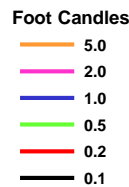
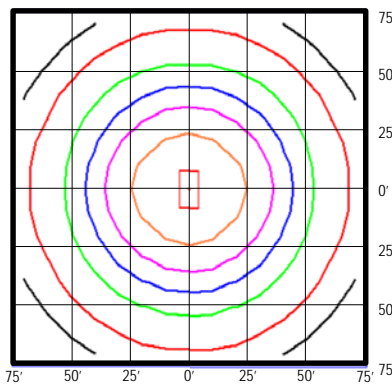
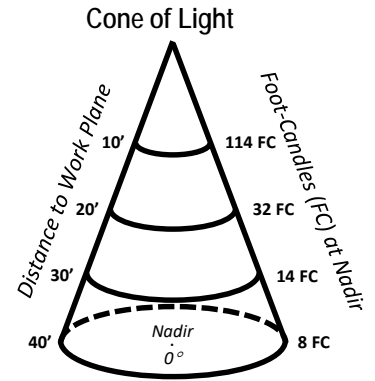


Candlepower Summary

	0°	90°
0°	10,534	10,534
10°	10,446	10,436
20°	10,036	10,119
30°	9,191	9,493
40°	8,048	8,416
50°	6,605	7,015
60°	4,857	4,897
70°	2,885	2,838
80°	972	560
90°	0	0

Zonal Lumen Summary

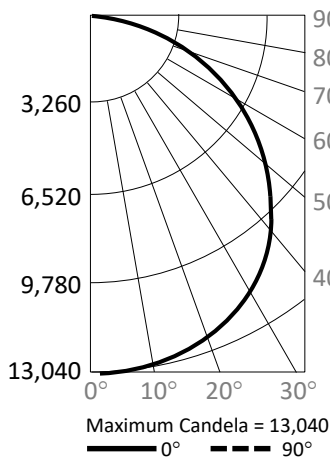
Zone	Lumens	% Fixture
0° - 10°	993	3.3%
0° - 20°	3,870	12.7%
0° - 30°	8,310	27.4%
0° - 40°	13,770	45.4%
0° - 50°	19,513	64.3%
0° - 60°	24,683	81.3%
0° - 70°	28,355	93.4%
0° - 80°	30,118	99.2%
0° - 90°	30,356	100.0%
90° - 180°	0	0.0%
0° - 180°	30,356	100.0%



Notes:

- Isofootcandle plots depict initial foot-candles at grade.
- Gridlines represent units of mounting height of 25 feet.

LEDFHB265-5K-MVDIM-V2 (37,996 Lumens)

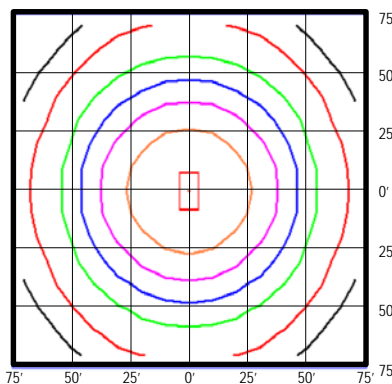
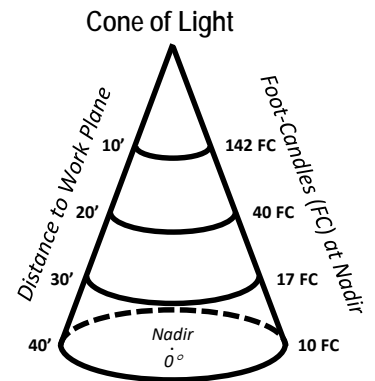


Candlepower Summary

	0°	90°
0°	13,040	13,040
10°	12,940	12,943
20°	12,450	12,545
30°	11,488	11,728
40°	10,159	10,193
50°	8,449	8,458
60°	6,305	5,687
70°	3,864	2,705
80°	1,376	592
90°	0	0

Zonal Lumen Summary

Zone	Lumens	% Fixture
0° - 10°	1,234	3.2%
0° - 20°	4,813	12.7%
0° - 30°	10,349	27.2%
0° - 40°	17,160	45.2%
0° - 50°	24,351	64.1%
0° - 60°	30,907	81.3%
0° - 70°	35,544	93.5%
0° - 80°	37,692	99.2%
0° - 90°	37,991	100.0%
90° - 180°	5	0.0%
0° - 180°	37,996	100.0%



Notes:

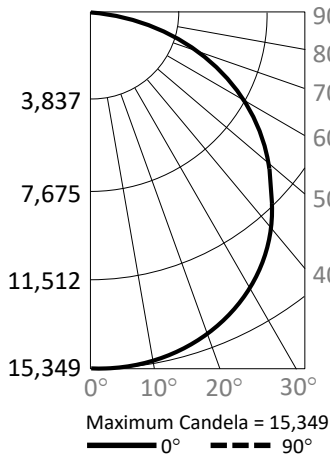
- Isofootcandle plots depict initial foot-candles at grade.
- Gridlines represent units of mounting height of 25 feet.

LEDFHB-V2 Full-Body LED High Bay



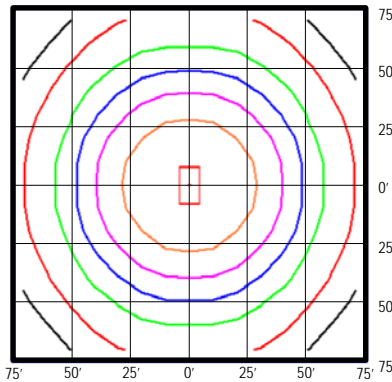
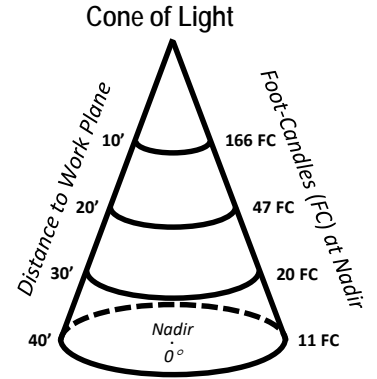
PHOTOMETRIC DATA

LEDFHB320-5K-MVDIM-V2 (44,460 Lumens)



Candlepower Summary		
	0°	90°
0°	15,349	15,349
10°	15,202	15,293
20°	14,607	14,738
30°	13,474	13,773
40°	11,901	12,003
50°	9,818	10,013
60°	7,312	6,602
70°	4,456	3,264
80°	1,578	701
90°	0	0

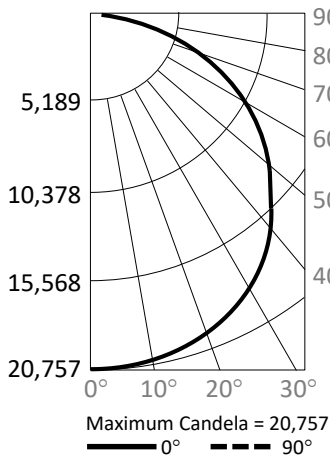
Zonal Lumen Summary		
Zone	Lumens	% Fixture
0° - 10°	1,453	3.3%
0° - 20°	5,665	12.7%
0° - 30°	12,168	27.4%
0° - 40°	20,153	45.3%
0° - 50°	28,564	64.2%
0° - 60°	36,216	81.5%
0° - 70°	41,604	93.6%
0° - 80°	44,106	99.2%
0° - 90°	44,456	100.0%
90° - 180°	4	0.0%
0° - 180°	44,460	100.0%



Notes:

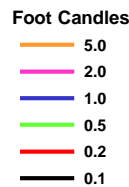
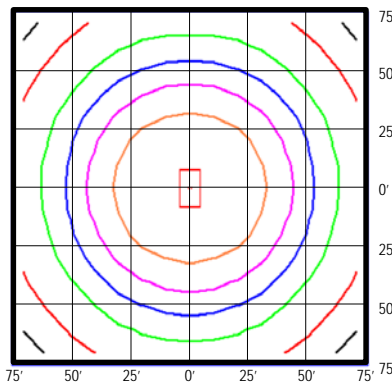
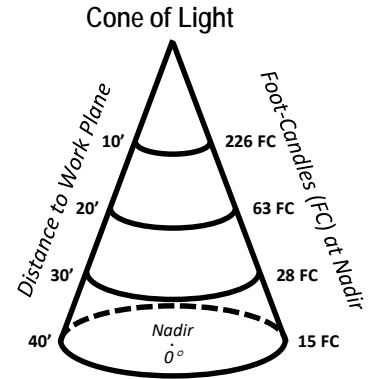
- Isofootcandle plots depict initial foot-candles at grade.
- Gridlines represent units of mounting height of 25 feet.

LEDFHB425-5K-MVDIM-V2 (60,629 Lumens)



Candlepower Summary		
	0°	90°
0°	20,757	20,757
10°	20,548	20,583
20°	19,742	19,889
30°	18,239	18,567
40°	16,086	16,566
50°	13,307	13,877
60°	9,917	9,531
70°	5,987	5,317
80°	2,089	1,138
90°	0	30

Zonal Lumen Summary		
Zone	Lumens	% Fixture
0° - 10°	1,962	3.2%
0° - 20°	7,645	12.6%
0° - 30°	16,413	27.1%
0° - 40°	27,217	44.9%
0° - 50°	38,652	63.8%
0° - 60°	49,008	80.8%
0° - 70°	56,412	93.0%
0° - 80°	60,036	99.0%
0° - 90°	60,600	100.0%
90° - 180°	29	0.0%
0° - 180°	60,629	100.0%



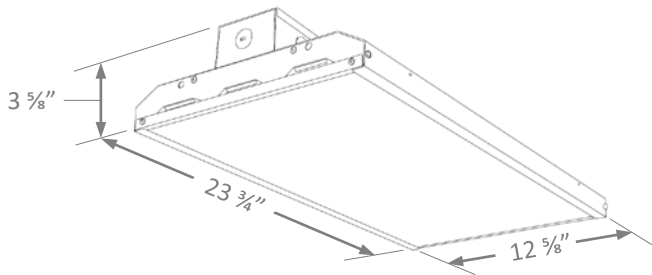
Notes:

- Isofootcandle plots depict initial foot-candles at grade.
- Gridlines represent units of mounting height of 25 feet.

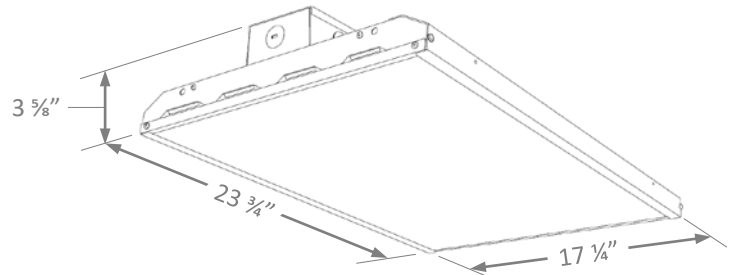
LED FHB-V2 Full-Body LED High Bay



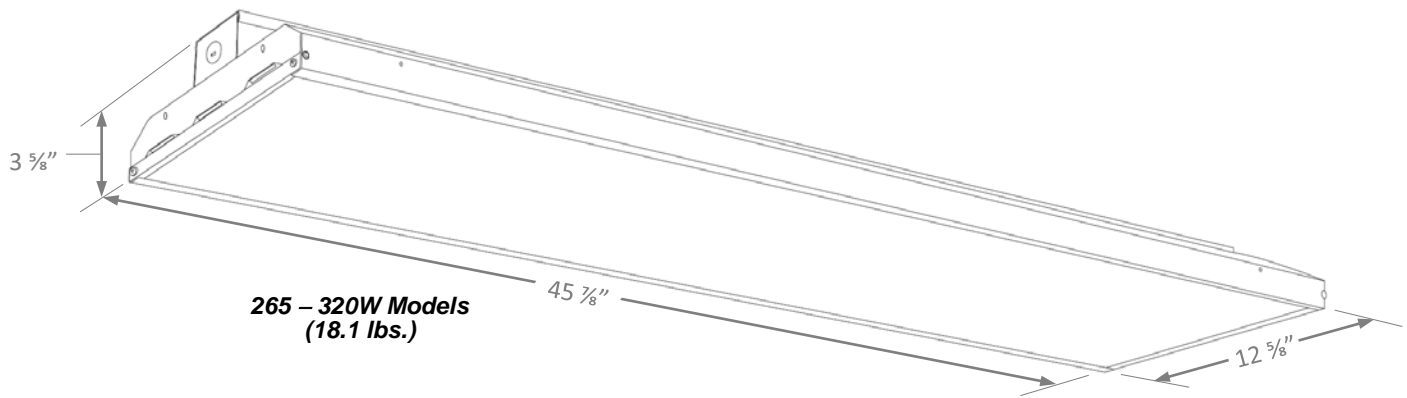
DIMENSIONS



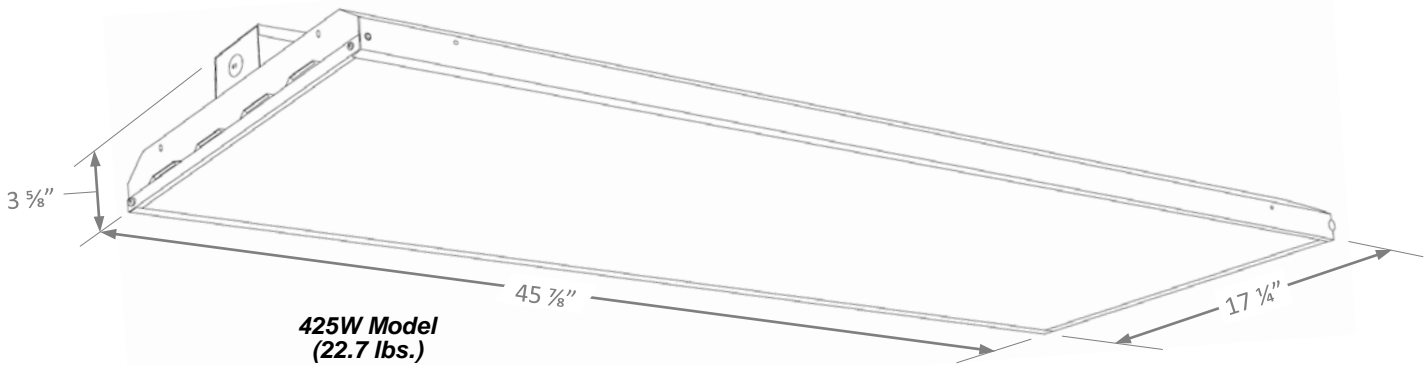
90 – 180W Models
(9.9 – 11.0 lbs.)



215W Model
(14.0 lbs.)



265 – 320W Models
(18.1 lbs.)



425W Model
(22.7 lbs.)

TRANSFORMER COVER BOX

- Attach transformer to cover box.
- Make wiring connections.
- Attach transformer cover box assembly to luminaire driver enclosure.

