

150W LED SHOEBOX LIGHT




Features

- Lumileds LED, high luminous efficiency and long working life.
- High efficiency LED Driver, the wide range input voltage AC120-277V/AC200-480V.
- Die Cast aluminium cooling design, high quality and better cooling for LED $T_j < 85^{\circ}\text{C}$. Excellent Optics design, greatly improve the light utilization and evenness.
- Motion sensor Control Available (Option)

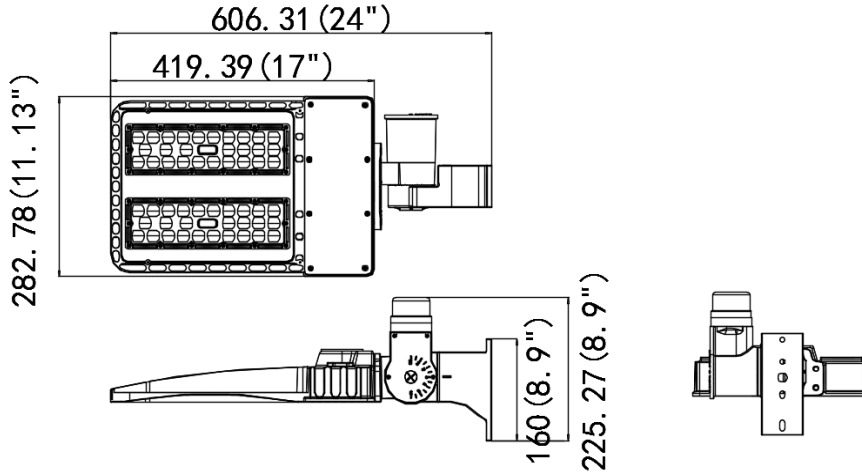
Product Applications

WISDOM LED SHOEBOX LIGHT series can be widely used in outdoor lighting (Wet location), Excellent for Museums, Art Galleries, Underground parking lot, Buildings, The lawn, Industrial areas, Residential areas, Sidewalks, Parking lot, Schools and etc, and many more applications.



Specifications

Unit : inch(mm)



Structure Features

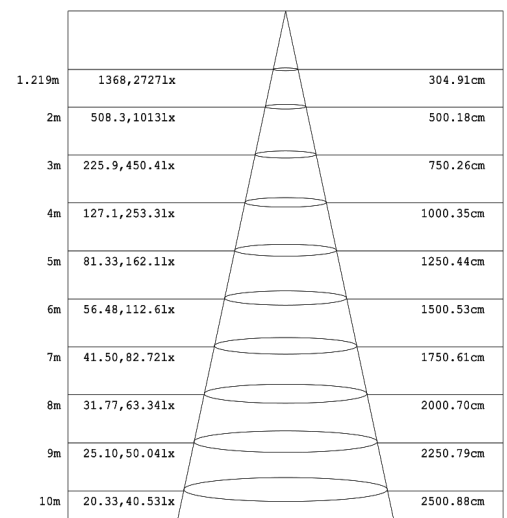
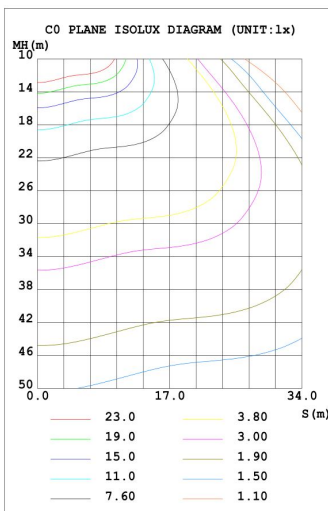
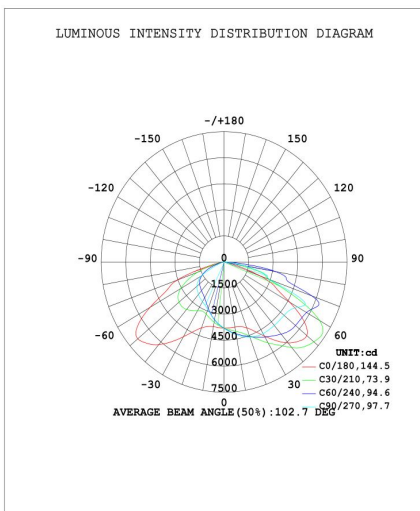
- Shell materials: Aluminum & PC.
- Finish: Dark Bronze/White
- Net weight : 6.0Kg (13.2 lbs)
- Product Size: 606mm*282mm*160mm
- Carton Size: 570mm*350mm*150mm

Technical Parameters

WSD-SB15W27-XXK-Z-TN-U-Y-#

Power	150W	Lighting Angle	Type II, III, IV, V
Input Voltage	AC120-277V/AC200-480V	LED Brightness Decay	<5%/6000 hrs
PF	>0.95	Working Life	>50000 hrs
Driver Efficiency	>90%	Working Temperature	-30 - +45°C
Luminous Flux	21000 Lm	Storage Temperature	-40 - +80°C
Color Temperature	4000K/5000K	Protection Level	Wet Location/IP65
CRI	Ra>70	Cable	3 core, 18AWG
Optional dimming function	1-10Vdc		

Photometry



Example: WSD-SB15W27-XXK-Z[D,W,B,S]-TN[T2,T3,T4,T5]-U[S,A,T]-Y[Blank,P]-#[Blank,M]

WSD	SB	15W	27	XXK	Z	TN	U	Y	#
Company	Product	Power	Voltage	Color Temp	Finish	Light Angle	Mounting Mean	Control	Control
	SB	15W(150W)	27	40K(4000K)	D(Dark Bronze)	T2(Type II)	S(slip fitter)	P	M
WISDOM	SHOEBOX		AC120-277V	50K(5000K)	W(White)	T3(Type III)	A(Arm)	Photocell	Motion sensor
			48	±500K	B(Black)	T4(Type IV)	T(Trunnion)		
			AC200-480V		S(Silvery)	T5(Type V)			